



ELEMENTAL CANVAS™

COLORBODY™ PORCELAIN & GLAZED CERAMIC MOSAIC
WITH REVEAL IMAGING®

FLOOR



AMERICAN OLEAN®
PROVEN IN TILE™

AMERICANOLEAN.COM

ELEMENTAL CANVAS™

Inspired by the organic, woven look of fabric, Elemental Canvas by American Olean® uses rich colors and graphics to create the illusion of texture. Designed with Reveal Imaging® and TruEdge™ technology, this ColorBody™ porcelain collection also features a linear mosaic design for sleek styling options. Perfect for hospitality settings and urban residential applications, Elemental Canvas marries simple, natural beauty with contemporary design.




Cover photo features Elemental Canvas Dark Gray 12 x 24 on the floor and Ivory 12 x 24 on the wall.
Above photo features Elemental Canvas Ivory 12 x 24 on the wall.


ELEMENTAL CANVAS™

COLORBODY™ PORCELAIN & GLAZED CERAMIC MOSAIC WITH REVEAL IMAGING®


FLOOR TILE




IVORY EC02



CREAM CANVAS EC03



COOL GRAY EC04



CLASSIC GRAY EC05




DARK GRAY EC06




NATURAL BURLAP EC07


GLAZED CERAMIC MOSAIC




IVORY EC02




CREAM CANVAS EC03




COOL GRAY EC04



CLASSIC GRAY EC05



DARK GRAY EC06






NATURAL BURLAP EC07




ELEMENTAL CANVAS™

COLORBODY™ PORCELAIN & GLAZED CERAMIC MOSAIC WITH REVEAL IMAGING®

SIZES

			THICKNESS	SQ. FT./ CARTON	PIECES/ CARTON
	24 x 24 Floor Tile *	(23-5/8" x 23-5/8") (59.44 cm x 59.44 cm)	3/8"	15.12	8
	12 x 24 Floor Tile *	(11-5/8" x 23-5/8") (29.56 cm x 59.44 cm)	3/8"	15.20	4
	1 x 3 Mosaic ■ □	(12-1/8" x 12-1/8" Sheet) (30.80 cm x 30.80 cm Sheet)	1/4"	10.20	10

TRIM

DESCRIPTION	NUMBER	SIZE	SHAPE
Floor Bullnose	P-43C9	3 x 12	
Cove Base □	P-36C9TB	6 x 12	
Cove Base Outcorner □	PC-36C9TB	1 x 6	

Floor bullnose and cove base trim are intended to coordinate with floor tile in the standard 90-degree installation position. Cove base and cove corner trim are suitable for non-freezing climates only.
 * Modular sizes ■ Dot-Mounted □ Ceramic body

INSTALLATION & PRICING

RECOMMENDED GROUT JOINT:

Floor: 1/8" (3/16" when multiple sizes are installed in a modular pattern, and/or when installing tile with a length 15" or greater in a staggered brick-joint pattern; overlap should not exceed 33%).

Mosaic: 1/8"

RELATIVE PRICING: Medium to High

SHADE VARIATION



PERFORMANCE CHARACTERISTICS

	ASTM#	FLOOR RESULT	MOSAIC RESULT
Water Absorption	C373	< 0.5%	< 3.0%
Breaking Strength	C648	> 275 lbs	> 250 lbs
Scratch Hardness	MOHS	8.0	8.0
Chemical Resistance	C650	Resistant	Resistant
Abrasion Resistance	C1027	-N/A-	3 (EC05, EC06, EC07) 4 (EC02, EC03, EC04)

For additional information on test results, visit us at: americanolean.com/information/TestResults.

USAGE

FLOORS	WALLS	COUNTERTOPS
F	W	C

APPLICATIONS

	TARGET DCOF WET	SUITABLE
Dry & Level – Interior Floor	N/A	●
Wet & Level – Interior Floor	≥ 0.42	●
Shower Floors (Residential or Light Commercial)	≥ 0.42	●*
Exterior Floor Applications (including pool decking & other wet areas with minimal footwear)	≥ 0.60	
Ramps & Inclines	≥ 0.65	
Walls/Backsplashes	N/A	●
Countertops	N/A	●
Pool Linings	N/A	●*

A DCOF value of ≥ 0.42 is the standard for tiles specified for level interior spaces expected to be walked upon when wet, as stated in ANSI A137.1-2012, Section 9.6. For more information about DCOF and the DCOF AcuTest™, visit americanolean.com/DCOF.

APPLICATION NOTES:

Floor tile suitable for exterior applications in freezing and non-freezing climates, when proper installation methods are followed.
 Mosaic tile suitable for exterior applications in non-freezing climates, when proper installation methods are followed.
 * Mosaic tile only

NOTES

Since there are variations in all fired ceramic and natural products, tile and trim supplied for your particular installation may not match samples. Final confirmation should be made from actual tiles and trim prior to installation. Manufactured in accordance with ANSI A137.1 standards.

Not for use on ramps. Water, oil, grease, improper drainage and certain footwear can create slippery conditions. Floor applications expected to be exposed to these conditions require extra caution in product selection.

For additional information refer to "Factors to Consider" at: americanolean.com/Factors. Special consideration needs to be given when installing tiles greater than 15 inches. Please refer to americanolean.com/LargeTiles for more information.

Special care should be taken when grouting with dark pigmented colors. A grout release is recommended to prevent finely powdered pigments from lodging in the pores of the surface. Use of a latex modified thin-set is recommended for installation.



All or select items within this series meet the requirements for these qualifications. For more information visit americanolean.com.



Naturally, many of our products can help you earn LEED™ credits.

888.AOT.TILE
©2017 AMERICAN OLEAN (06/17)

