

## FLOOR TILE



**AR30** Off White




**AR31** Light Beige



**AR32** Light Gray

## WALL TILE



**AR30** Off White



**AR31** Light Beige



**AR32** Light Gray

## 2 x 2 MOSAIC 12 x 12 SHEET



**AR30** Off White



**AR31** Light Beige









**AR32** Light Gray

## USAGE

Floors	Walls	Countertops
F	W	C

## SIZES

			Thickness	Sq. Ft./ Carton	Pieces/ Carton
	12 x 24 Floor Tile	(11-9/16" x 23-3/8") (29.40 cm x 59.30 cm)	3/8"	15.04	8
	18 x 18 Floor Tile	(17-1/2" x 17-1/2") (44.45 cm x 44.45 cm)	5/16"	17.04	8
	12 x 12 Floor Tile	(11-13/16" x 11-13/16") (30.00 cm x 30.00 cm)	5/16"	14.55	15
	10 x 14 Wall Tile	(9-13/16" x 13-15/16") (24.99 cm x 35.40 cm)	5/16"	14.25	15
	4 x 12 Wall Tile	(4-1/4" x 12-7/8") (10.91 cm x 32.77 cm)	5/16"	10.64	28
	2 x 2 Square Mosaic (Dot-mounted)	(12" x 12") (30.48 cm x 30.48 cm)	1/4"	10	10

## APPLICATIONS

	Target DCOF wet	Suitable
Dry & Level - Interior Floor	N/A	■*
Wet & Level - Interior Floor	≥ 0.42	■*
Shower Floors (Residential or Light Commercial)	≥ 0.42	■**
Exterior Floor Applications (including pool decking & other wet areas with minimal footwear)	≥ 0.60	
Ramps & Inclines	≥ 0.65	
Walls/Backsplashes	N/A	■
Countertops	N/A	■*
Pool Linings	N/A	■**

A DCOF value of ≥ 0.42 is the standard for tiles specified for level interior spaces expected to be walked upon when wet, as stated in ANSI A137.1-2012, Section 9.6. For more information about DCOF and the DCOF AcuTest™, visit [marazzitile.com/DCOF](http://marazzitile.com/DCOF).







### APPLICATION NOTES:

Suitable for exterior applications in non-freezing climates, when proper installation methods are followed.


\* Wall tile not suitable for this application

\*\*Mosaic tile only

## TRIM

Description	Number	Size	Shape
Floor Bullnose	P-43C9	3 x 12	
Wall Bullnose	S-4310 (10" Side)	3 x 10	
Wall Bullnose Corner	SN-4310	3 x 3	
Quarter Round	A-106	1 x 6	
Quarter Round Corner	UC-106	1 x 1	
Jolly	S-1/212J	1/2 x 12	

## INSTALLATION

Grout Joint Recommendation	Shade Variation
<p><b>Floor Tile:</b> 3/16" (Overlap should not exceed 33% when installing tile with a length 15" or greater in a staggered brick-joint pattern.)</p> <p><b>10 x 14 Wall tile:</b> 1/16"</p> <p><b>4 x 12 Wall Tile:</b> 1/16" (when rectangular size is installed in a staggered brick-joint pattern; overlap should not exceed 33%)</p> <p><b>Mosaic:</b> 1/8"</p>	 Medium Variation

## PERFORMANCE CHARACTERISTICS

	ASTM#	Floor Result	Wall Result	Mosaic Result
Water Absorption	C373	< 7%	< 20%	< 3%
Breaking Strength	C648	> 250 lbs	> 120-230 lbs	> 250 lbs
Scratch Hardness	MOHS	7.0	4.0 - 6.0	8.0
Chemical Resistance	C650	Resistant	Resistant	Resistant
Abrasion Resistance	C1027	III	N/A	III

For additional information on test results, visit us at: [marazzitile.com/information/TestResults](http://marazzitile.com/information/TestResults).

## NOTES

Since there are variations in all fired ceramic and natural products, tile and trim supplied for your particular installation may not match samples. Final confirmation should be made from actual tiles and trim prior to installation. Manufactured in accordance with ANSI A137.1 standards.

Not for use on ramps. Water, oil, grease, improper drainage and certain footwear can create slippery conditions. Floor applications expected to be exposed to these conditions require extra caution in product selection.

Special consideration needs to be given when installing tiles greater than 15 inches. Please refer to [marazzitile.com/LargeTiles](http://marazzitile.com/LargeTiles) for more information.