

# LAUREL HEIGHTS™

GLAZED PORCELAIN FLOOR, GLAZED CERAMIC WALL & MOSAIC  
WITH REVEAL IMAGING™

FLOOR & WALL



AMERICAN OLEAN®  
PROVEN IN TILE™

AMERICANOLEAN.COM

# LAUREL HEIGHTS™

GLAZED PORCELAIN FLOOR, GLAZED CERAMIC WALL & MOSAIC WITH REVEAL IMAGING™

A realistic interpretation of refined travertine, Laurel Heights™ features floor, wall and mosaic combinations, all produced with Reveal Imaging™ for exceptional compatibility. A soft-structured surface detail provides both visual and tactile appeal, complemented by high variation for a more natural appearance. The color palette offers a fresh take on traditional neutrals: Elevated Beige, Gray Summit, Brown Pinnacle, and Charcoal Crest.

## GLAZED PORCELAIN FLOOR TILE




ELEVATED BEIGE LH96



BROWN PINNACLE LH97



GRAY SUMMIT LH98



CHARCOAL CREST LH99

## 12 x 18 GLAZED CERAMIC WALL TILE



ELEVATED BEIGE LH96



BROWN PINNACLE LH97



GRAY SUMMIT LH98



CHARCOAL CREST LH99

## 2 x 4 GLAZED CERAMIC BRICK-JOINT MOSAIC



ELEVATED BEIGE LH96



BROWN PINNACLE LH97



GRAY SUMMIT LH98



CHARCOAL CREST LH99





Photo features Laurel Heights in Gray Summit wall tile in 12 x 18 and 2 x 4 brick-joint mosaic on the wall.

# LAUREL HEIGHTS™

GLAZED PORCELAIN FLOOR, GLAZED CERAMIC WALL & MOSAIC WITH REVEAL IMAGING™

## SIZES, SHADE VARIATION & PRICING



**24 x 24 FIELD TILE**  
(23-13/16" x 23-13/16")  
(60.48 cm x 60.48 cm)



**12 x 24 FIELD TILE**  
(11-13/16" x 23-13/16")  
(30.00 cm x 60.48 cm)



**18 x 18 FIELD TILE**  
(17-13/16" x 17-13/16")  
(45.20 cm x 45.20 cm)



**12 x 12 FIELD TILE**  
(11-13/16" x 11-13/16")  
(30.00 cm x 30.00 cm)

□ Ceramic body.



**12 x 18 WALL TILE □**  
(12" x 18")  
(30.51 cm x 45.77 cm)



**2 x 4 BRICK-JOINT MOSAIC TILE □**  
(12" x 12" Sheet)  
(30.48 cm x 30.48 cm Sheet)



**HIGH**  
(V3)

**TILE THICKNESS:** 5/16" Floor & Wall, 1/4" Mosaic  
**RECOMMENDED GROUT JOINT:** 3/16" Floor  
(Overlap should not exceed 33% when installing rectangular size in a staggered brick-joint pattern)  
1/16" Wall (1/8" when rectangular size is installed in a staggered brick-joint pattern; overlap should not exceed 33%) 1/8" Mosaic  
**RELATIVE PRICING:** Medium

## PERFORMANCE CHARACTERISTICS

	MOISTURE ABSORPTION	BREAKING STRENGTH	MOHS	CHEMICAL RESISTANCE	ABRASION RESISTANCE
Floor	< 0.5%	> 275 lbs.	8.0	Resistant	4
Wall	< 20.0%	120 - 230 lbs.	4.0 - 6.0	Resistant	N/A
Mosaic	< 3.0%	> 250 lbs.	8.0	Resistant	4

### CLEANING PROCEDURES

- Remove loose dust and dirt with a damp cloth or sponge
- Use a neutral, non-abrasive cleaner suitable for ceramic tile
- Remove cleaning solution with a clean, damp sponge or mop

### INSTALLATION METHODS BACKING MATERIALS

- Concrete
- Exterior grade plywood
- Cementitious backer board

### SETTING

- Latex modified thin-set
- Epoxy

### GROUTING

- Sanded grout for floor & mosaics / Unsanded grout for wall
- Sanded cement grout for floor & mosaics / Unsanded cement grout for wall
- Epoxy grout

## NOTES

**SPECIAL INSTALLATION REQUIREMENT:** For proper bonding, medium bed mortar should be utilized in installing tiles with a dimensional length size greater than 20 x 20, large rectangles or tiles with greater dimensional thickness than normal. Back buttering tiles of this nature in the installation process will also assure proper coverage for bonding.

Since there is shade variation in all fired ceramic products, the tile and trim supplied for your particular installation may not match these samples. Final selection should be made from actual tiles and trim and not from tile and trim samples or color reproductions. Manufactured in accordance with ANSI A137.1 standards.

Water, oil, grease, etc. create slippery conditions. Floor applications with exposure to these conditions require extra caution in product selection.

All or select items within this series are made in the USA.  
For more information visit [www.americanolean.com](http://www.americanolean.com).

For additional information, refer to "Factors to Consider" at <http://americanolean.com/factors-to-consider.cfm>.

## TRIM



**BULLNOSE □**  
P-43C9F  
3 x 12



**WALL BULLNOSE □**  
S-43C9W (12" side)  
3 x 12



**WALL BULLNOSE CORNER □**  
SN-4310  
3 x 3

- ✦ Bullnose trim is intended to coordinate with floor field tile in the standard 90-degree installation position.
- Ceramic body.

## FLOOR APPLICATIONS

(EXCLUDES WALL TILE)	TARGET DCOF WET	SUITABLE
Dry & Level - Interior	N/A	●
Wet & Level - Interior	≥ 0.42	●
Exterior Applications; Pool Decking & Other Wet Areas with Minimal Footwear	≥ 0.60	○
Ramps & Inclines	≥ 0.65	○

A DCOF value of ≥ 0.42 is the new standard for tiles specified for commercial application in standard A137.1-2012, Section 9.6. It replaces the SCOF value of ≥ 0.60 referenced in ASTM C1028. For more information on the correlation between the two values and about the DCOF AcuTest™, visit [www.americanolean.com/dcof](http://www.americanolean.com/dcof).

## OTHER APPLICATIONS

	SUITABLE
Walls/Backsplashes	●
Countertops	●*
Pool Linings	●**

### APPLICATION NOTES:

\* Does not include 12 x 18 wall tile.

\*\* 2 x 4 mosaic only.

Floor tile suitable for exterior applications in freezing and non-freezing climates when proper installation methods are followed.

Wall tile & Mosaics suitable for exterior applications in non-freezing climates only when proper installation methods are followed.



Naturally, many of our products can help you earn LEED™ credits.

888.AOT.TILE  
©2015 AMERICAN OLEAN (10/15)



AMERICAN OLEAN®  
PROVEN IN TILE™



POST-CONSUMER RECYCLED MATERIALS



PRE-CONSUMER RECYCLED MATERIALS



MADE IN THE U.S.A.



REVEAL IMAGING

