

CENTAURI GLASS - ZETA

CENTAURI GLASS

Centauri glass mosaics feature an exquisite combination of metal and glass with strikingly beautiful results. The glistening bullet-shaped glass pieces create an exciting contrast against the bold and modern metal accents. Centauri showcases 3 unique blends Polaris, Zeta and Gamma in 12x12 sheets that are suitable for wall applications in interior spaces. Not suitable for wet areas.

Sizes available: 12x12



Polaris



















Gamma



Zeta

TECHNICAL INFORMATION

	COLOR VARIATION	3
	PEI	N/A
	C.O.F. WET	N/A
	C.O.F. DRY	N/A
	MOHS	N/A
	WATER ABSORPTION	N/A
	PRINTING	N/A
	USAGE	COMMERCIAL / RESIDENTIAL
	CHEMICAL STAIN RESISTANT	N/A
	FROST RESISTANT	N/A
	FINISH	GLASS
	TYPE	GLASS
	APPLICATION	WALL
	COUNTRY OF ORIGIN	CHINA
	EDGE FINISH	RECTIFIED
	RECYCLED CONTENT	N/A

SIZES, PACKAGING AND WEIGHT

Sizes	PCS / Box (SF)	Box / Pallet (SF)	LBS / Pallet
12x12 Sheets	6 PCS	84 BX	N/A