








TILE SIZES

Size		Shape
1 x 6 Rope Accent	1" x 6" (2.5 cm x 15.2 cm)	
1 x 6 Rope Corner	1" x 6" (2.5 cm x 15.2 cm)	
3/4 x 12-3/4 Liner	11/16" x 12-3/4" (1.7 cm x 32.5 cm)	
1/2 x 8-1/2 Bead Accent	9/16" x 8-1/2" (1.5 cm x 21.8 cm)	
1/2 x 6 Liner	1/2" x 6" (1.3 cm x 15.2 cm)	
2 x 6 Chair Rail ♦	2" x 6" (5.2 cm x 15.2 cm)	
2 x 2 Chair Rail Corner ♦	2" x 2" (5.2 cm x 5.2 cm)	

WEIGHTS & MEASURES

PCS / Carton	PCS / SF	SF / Carton	SF / Pallet	LBS / Unit
16	—	—	—	3.68
16	—	—	—	2.24
70	—	—	—	8.40
152	—	—	—	16.72
120	—	—	—	7.20
80	—	—	—	33.28
200	—	—	—	16.6



AVAILABLE COLORS

Field tile is available in the following colors:

- 0025 Ice White
- 0091 Biscuit
- 0078 Cappuccino
- 0037 Nutmeg
- 0015 French Roast
- 0027 Autumn Leaves
- Q074 Chili Pepper ❖
- Q073 Antique Rose ❖
- Q072 Pomegranate ❖
- 0063 Artichoke
- 0081 Summer Rain
- 0040 Storm Gray
- 0049 Black

APPLICATIONS

RES	LT COM	HVY COM	COM EXT	
<input type="radio"/>	<input type="radio"/>	<input type="radio"/>	<input type="radio"/>	Floors
<input checked="" type="radio"/>	<input checked="" type="radio"/>	<input checked="" type="radio"/>	<input checked="" type="radio"/>	Walls/Backsplashes
<input type="radio"/>	<input type="radio"/>	<input type="radio"/>	<input type="radio"/>	Countertops
<input checked="" type="radio"/>	<input checked="" type="radio"/>	<input checked="" type="radio"/>	<input checked="" type="radio"/>	Pool Linings
<input type="radio"/>	<input type="radio"/>	<input type="radio"/>	<input type="radio"/>	Pool Decking

PRODUCT INFORMATION

TILE THICKNESS: 5/16"  
 RECOMMENDED GROUT JOINT: 1/16"  
 RELATIVE PRICING: Medium  
 SHADE VARIATION:  
 Low (V1)

- ❖ These colors are special order, extended lead time may be required.
- ♦ Available in 0025, 0061, 0091, 0092, 0049 and 0064 only.

NOTES:

- Suitable for exterior walls and pool linings in freezing and non-freezing climates when proper installation methods are followed.